

MasterMover®

Dumpster
moving
made easy

Dumpster towing solutions





Benefits...



Safely move heavy dumpsters everywhere - even up and down steep inclines



Reduce labor costs and increase trash room staff productivity



Save on workers comp claims



Reduce the risk of damaging vehicles and property



Reduce the risk of manual handling injuries for trash room and maintenance staff



"Now, with the DumpsterMover300, staff are happy and safe. Moving dumpsters is no longer a dreaded task."

Bob Trusty - Board Member of the Condominium HOA,
Breakers East Condominiums

Trusted by...




Unlock safer trash handling

- ✔ Allows a single operator to clearly see the route ahead and avoid obstacles – reducing potential accidents
- ✔ Moves a variety of dumpsters (110 lbs up to 6,600 lbs) or (1-8 cubic yards)
- ✔ Connecting to dumpsters is simple and safe - choose from a variety of connection options for maximum flexibility
- ✔ Move several dumpsters at a time to increase efficiency and productivity
- ✔ Enables the safe movement of dumpsters on slopes – the machine can safely brake and hold a load
- ✔ An ideal and versatile solution for apartment buildings, hospitals, condominiums, universities, schools and hotels
- ✔ A machine crawl coupling assist allows the operator to creep the machine forward using a button at the connection point until the dumpster tow bar and the tugger tow pin line up



See our machines in action

Click a video to view



Dumpster safely moved through tight spaces



Dumpsters safely controlled up a slope



Dumpster being easily stopped and started, going up and down a slope

Safety Features

Safety and reliability are not optional



Intuitive operator controls




Emergency stop button



Anti-crush button



Slow and fast speed settings for control



Easy connectable draw bar coupling



Warning horn



Coupling crawl assist inches the machine forward to the connection point

Complete control on slopes

All of our DumpsterMover models feature an auto-brake functionality as standard, ensuring your dumpster is safely anchored, even on slopes.



DumpsterMover Machine Selector


Loose trash

	Physical dumpster weight (lbs.)	Loose trash weight (lbs.)	Total weight (lbs.) -inc 25% safety factor	Machine choice (smooth & level surface)	Machine choice (incline)
2 Yard	471	400	1088.75	DumpsterMover100	DumpsterMover100
3 Yard	712	600	1640.00	DumpsterMover100	DumpsterMover300
4 Yard	834	800	2042.50	DumpsterMover300	DumpsterMover300

Compact trash

	Physical dumpster weight (lbs.)	Loose trash weight (lbs.)	Total weight (lbs.) -inc 25% safety factor	Machine choice (smooth & level surface)	Machine choice (incline)
2 Yard	471	1000	1838.75	DumpsterMover300	DumpsterMover300
3 Yard	712	1800	3140.00	DumpsterMover300	DumpsterMover300
4 Yard	834	2400	4042.50	DumpsterMover300	DumpsterMover300

Our DumpsterMover Range



DumpsterMover100

Designed to move smaller dumpster loads where space is limited. Operators pushing and pulling loads manually need smart machines to deliver safety and productivity.

- 5.8 miles with standard batteries
- Lithium batteries available
- One coupling adaptor included

Pricing from **\$5,565.00***



DumpsterMover300

The DumpsterMover300 can safely move heavy dumpsters inside, outside, and on slopes. Connecting to dumpster is secure, simple and safe with a range of options available.

- 7.3 miles with standard batteries
- Lithium batteries available
- Machine crawl coupling assist included
- One tow bar included

Pricing from **\$,8,275.00***

Moving dumpsters made easy

Contact us today to unlock safer
dumpster movements.

[mastermover.com](https://www.mastermover.com)

980-263-2210

MasterMover, Inc.
8041-J Arrowridge Blvd, Charlotte, NC 28273



MasterMover[®]